

LIFT WITH EASE

Efficient and ergonomic
material handling





Item no.: Horizontal FH





















































Horizontal FH











Weight (kg)	13, 18, 20, 30, 6
Maximum capacity (kg)	100, 150, 25, 300, 400, 50, 600
Stroke length (mm)	1200, 1800, 2100, 2400, 2700, 300, 3000, 600, 6000, 900
Bal-Trol model	FH

The Horizontal FH is a robust Bal-Trol model designed for heavier loads and longer stroke lengths in demanding production environments. Its horizontal mounting allows for space savings even where high capacity is required, making this model particularly suitable for the industrial handling of larger and heavier components. The maximum load ranges from 25 to 600 kilograms, and stroke lengths vary between 300 and 6,000 millimeters. A powerful option when both high load capacity and space efficiency are critical.

Versions

Article number	Weight (kg)	Maximum capacity (kg)	Stroke length (mm)	Bal-Trol model
 90-10076		25	2700	Fh
 90-10075		25	2400	Fh
 90-10074		25	2100	Fh
 90-10073		25	1800	Fh
 90-10071		25	1200	Fh
 90-10070		25	900	Fh
 90-10069		25	600	Fh
 90-10068		25	300	Fh
 90-10067		25	3000	Fh
 90-10058		600	2700	Fh
 90-10057		600	2400	Fh
 90-10056		600	2100	Fh
 90-10055		600	1800	Fh
 90-10053		600	1200	Fh
 90-10052		600	900	Fh
 90-10051		600	600	Fh
 90-10050		600	3000	Fh
 90-10049		400	2700	Fh
 90-10048		400	2400	Fh
 90-10047		400	2100	Fh
 90-10046		400	1800	Fh
 90-10044		400	1200	Fh
 90-10043		400	900	Fh
 90-10042		400	3000	Fh

Article number	Weight (kg)	Maximum capacity (kg)	Stroke length (mm)	Bal-Trol model
 90-10041		300	2700	Fh
 90-10040	30	300	2400	Fh
 90-10039		300	2100	Fh
 90-10038	20	300	1800	Fh
 90-10036		300	1200	Fh
 90-10035	20	300	900	Fh
 90-10034		300	600	Fh
 90-10033		300	6000	Fh
 90-10032	18	300	300	Fh
 90-10031		300	3000	Fh
 90-10030		150	2700	Fh
 90-10029		150	2400	Fh
 90-10028		150	2100	Fh
 90-10027		150	1800	Fh
 90-10025		150	1200	Fh
 90-10024		150	900	Fh
 90-10023		150	600	Fh
 90-10022		150	300	Fh
 90-10021		150	3000	Fh
 90-10020		100	2700	Fh
 90-10019		100	2400	Fh
 90-10018	13	100	2100	Fh
 90-10017		100	1800	Fh
 90-10015		100	1200	Fh
 90-10014		100	900	Fh
 90-10013	6	100	600	Fh

Article number	Weight (kg)	Maximum capacity (kg)	Stroke length (mm)	Bal-Trol model
 90-10012		100	300	Fh
 90-10011		100	3000	Fh
 90-10010		50	2700	Fh
 90-10009		50	2400	Fh
 90-10008		50	2100	Fh
 90-10007		50	1800	Fh
 90-10005		50	1200	Fh
 90-10004		50	900	Fh
 90-10003	6	50	600	Fh
 90-10002		50	300	Fh



CONTACT US

USA

Lifts All Inc.
728 William Blount Dr,
Maryville, TN 37801
USA
E-mail: info@liftsall.us
Telephone: +1 865-324-2014
Website: liftsall.com

HEAD OFFICE WORLDWIDE

Lifts All AB
Passadvägen 10
176 67 Järfälla
Sverige
E-mail: lifting@liftsall.se
Telephone: 08-754 90 15
Website: liftsall.com